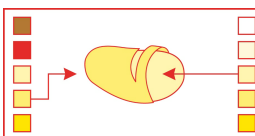


## General production advice ware potatoes

- \* **High yield**
- \* **Broad adaptation**
- \* **Suitable for second (autumn/winter) crop**
- \* **Very low nitrogen requirement**
- \* **Good resistance package**



### Characteristics

Cooking type	AB - Slightly firm
Maturity	45 Late
Yield mature	117 Very high
Tuber size	84 Large
Tuber shape	Oval
Number of tubers	9-11
Flesh after cooking	Light yellow
Skin colour	Yellow
Dormancy period	64 Medium
Emergence	60 Slow
Metribuzin sensitivity	80 Moderately sensitive
Foliage development	73 Strong
Internal bruising	13 Quite sensitive
Little Potato disorder	65 Little sensitive
Dry matter content/Starch	20,4% / 14,5%
UWW / Specific gravity	373 / 1,08

Spraing	80 Resistant
Foliage Blight	63 Slightly susceptible
Tuber Blight	65 Slightly susceptible
Alternaria	70 Slightly susceptible
Common scab	71 Resistant
Powdery scab	61 Slightly susceptible
PVY	28 Very susceptible
Yntn tuber tolerance	99 Tolerant

PCN Resistance	Type	Ro1	Ro2/3	Pa2	Pa3
	Value	<u>1</u>	<u>1</u>	<u>1</u>	
Wart disease	Fysio	F1	F2	F6	F18
	Value	9	<u>3</u>	<u>3</u>	<u>1</u>

*Italic: own analysis/no official analysis*

### Plant populations

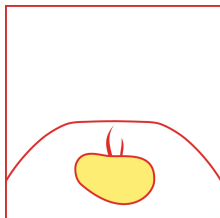
Seed size	Plant population/ha	Row distance	
		75 cm	90 cm
-28/35	50.000	27	22
-35/50	44.000	30	25
-50/60	40.000	33	28

### Fertilizer

- Adapt fertilization to soil analysis.
- Apply 4/5 before planting and 1/5 as top dressing.
- Nitrogen (N): 80kg N/ha inclusive of soil supply.
- A potassium (chloride) application just before flowering reduces the bruising sensitivity.
- Phosphate fertilization according to standard advice.
- Don't use organic manure.


## General production advice ware potatoes

### Pre-treatment and planting



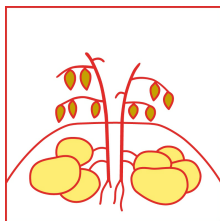
- Pre-sprouting helps to advance the growth.
- PANAMERA can be grown on all soil types.
- Avoid soils with too high risk of powdery scab.
- Take care of a good volume ridge to prevent green tubers.
- When used for autumn/winter crop a treatment against Rhizoctonia is advised.
- When potatoes from spring crop are used as seed for autumn/winter crop, this seed should not be stored cold.

### Growing attention points



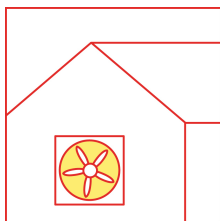
- PANAMERA has a slow emergence but foliage develops strongly at a later stage.
- PANAMERA has a good tolerance to metribuzin (Sencor).
- Despite the good Phytophthora resistance, a regular preventive application is advised given the long growing season.
- PANAMERA is susceptible to potato mop-top virus (PMTV) which is transferred by powdery scab.

### Haulm killing and harvest



- In general, PANAMERA has a good stolon detachment and early skin set.
- The skin should be fully set before harvest.
- Tubers are big. Harvest and store with care to avoid damage and bruising.

### Storage



- A crop harvested under good conditions can be cooled rapidly after first curing.
- PANAMERA has a long dormancy and has good storability.
- Take care of the wound healing period.
- Don't store tubers too cold when they are used for second (autumn/winter) crop.