

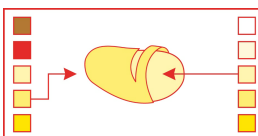
# TAURUS

PANDA X RZ- 87- 44



## Production advice ware potatoes CRISPS

- \* **Very strong variety**
- \* **Good yield**
- \* **Broad adaptation**
- \* **Good tolerance to dry circumstances**
- \* **Good storability**



### Characteristics

Maturity	65	Medium early
Yield mature	98	Moderate high
Tuber size	79	Medium
Tuber shape		Round / Round oval
Number of tubers		9-11
Flesh after cooking		Light yellow
Skin colour		Yellow
Berries		Few berries

Dormancy period	80	Very long
Emergence	64	Slow
Metribuzin sensitivity	70	Moderately sensitive
Foliage development	75	Strong
Internal bruising	27	Very sensitive
Little Potato disorder	78	Little sensitive
Dry matter content/Starch		23,8% / 17,8%
UWW / Specific gravity		443 / 1,096

Spraing	65	Slightly susceptible
Foliage Blight	70	Moderate resistant
Tuber Blight	85	Resistant
Common scab	58	Slightly susceptible
Powdery scab	66	Slightly susceptible
PVY	63	Susceptible
Yntn tuber tolerance	99	Tolerant

PCN Resistance	Type	Ro1	Ro2/3	Pa2	Pa3
	Value	9	6		
Wart disease	Fysio	F1	F2	F6	F18
	Value	3	3	3	<u>1</u>

*Italic: own analysis/no official analysis*

### Plant populations

Seed size	Plant population/ha	Row distance	
		75 cm	90 cm
-28/35	65.000	21	17
-35/45	54.000	25	21
-35/50	50.000	27	22
-45/55	42.000	32	26
-35/55	44.000	30	25
-50/60 cut seed	44.000	30	25
- Plant depth: normal.			

### Fertilizer

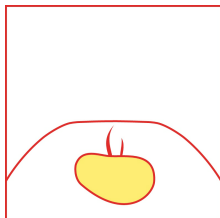
- Adapt fertilization to soil analysis.
- Nitrogen (N): 90% in comparison to other medium early varieties.
- Apply 2/3 before planting and 1/3 as top dressing.
- First top dressing of nitrogen directly after tuber initiation.
- A potassium (chloride) application just before flowering reduces the bruising sensitivity.
- Phosphate fertilization according to standard advice.
- To prevent bruising, use fresh Potassium.
- TAURUS is susceptible to magnesium deficiency, therefore fertilize with trace elements.

# TAURUS

PANDA X RZ- 87- 44


## Production advice ware potatoes **CRISPS**

### Pre-treatment and planting



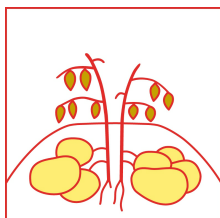
- TAURUS has a long dormancy.
- The apical dominance is quite strong.
- Allow the seed to acclimatize to the local conditions before planting.
- Do not store the seed potatoes lower than 5°C. Warm them up sufficiently before planting.
- If an apical sprout is present, remove it and plant with small white buds.
- Always treat TAURUS seeds and soil against Rhizoctonia.

### Growing attention points



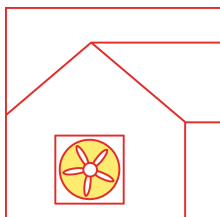
- Emergence is uniform with a good foliage development.
- TAURUS has a good drought resistance.
- For an early variety, TAURUS has a quite good resistant to Phytophthora.
- TAURUS is susceptible to Alternaria. Start treatments at flowering time.

### Haulm killing and harvest



- Ensure the crop is naturally mature before haulm killing.
- Tubers are big size. Harvest and store with care to prevent damage and bruising.
- TAURUS is moderately susceptible to bruising. Reduce drop heights and avoid mechanical damage.

### Storage



- TAURUS has a long dormancy and has good storability.
- Take care of the wound healing period.
- Store at a stable 8°C.
- Ventilate regularly, but briefly, to prevent CO2 accumulation.
- As TAURUS has a long dormancy, the quantity of sprout inhibitors can be reduced for long term storage.